

TURKU
Kirjasto



VASKI

kirjastot
biblioteken
libraries

Canon

PRINTING IN THE LIBRARY GUIDE

REGISTERING FOR THE SERVICE FOR THE 1ST TIME



Select the device you want to register with



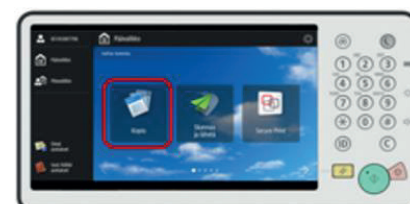
Show your library card to the barcode reader



In the window of the multifunction device, enter your personal code number



The system adds you as a user automatically



The multifunction device opens for you to use and you can use it within your balance limit

PRINTING ON THE LIBRARY COMPUTER



Select the page or document you want to print



Select the Print menu/command

Tip: Ctrl+P directly opens the print window



Enter your library card number in the pop-up window




Go to release your print job to the printer

COPYING AND SCANNING



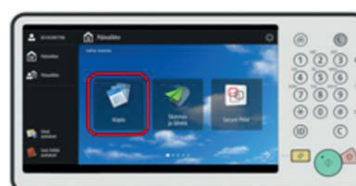
Show the library card to the barcode reader




In the window of the multifunction device, enter the personal code number



Check your balance



The multifunction device opens for you to use and you can use it within your balance limit



Remember to ALWAYS log out of the device when you're done

The easiest way to log out is with the "Log out" button